

# Custom-made Wire Racks

Nursery Name \_\_\_\_\_ Date \_\_\_\_\_

## Necessary information for a costum-made wire rack:

### A. Pot details

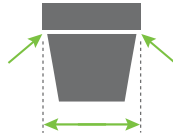
1. What size is the pot?



\_\_\_\_\_ litre

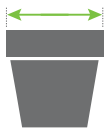
Pot brand and type \_\_\_\_\_

3. What is the diameter of the pot, measured just **beneath** the rim?



\_\_\_\_\_ mm

2. What is the diameter of the pot, **including** the rim?



\_\_\_\_\_ mm

4. How tall are the pots, measured up to just **beneath** the rim?



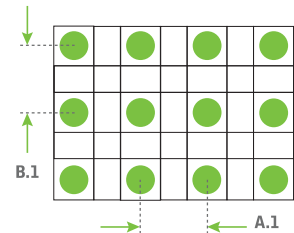
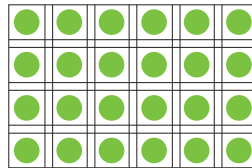
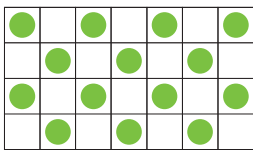
\_\_\_\_\_ mm

### B. Plant distribution options (tick what is applicable)

1. Checkerboard division

2. All plants as close to each other as possible

3. Plants with space between the pots



A.1 \_\_\_\_\_ mm B.1 \_\_\_\_\_ mm

### C. Your preference regarding rack size (tick what is applicable)

Standard measurement of approximately 1000 x 1400 mm

Rack length \_\_\_\_\_ mm, Rack width \_\_\_\_\_ mm

Bed length \_\_\_\_\_ mm, Bed width \_\_\_\_\_ mm

### D. Quantity (tick what is applicable)

How many racks do you require? \_\_\_\_\_ pc racks

For how many plants? \_\_\_\_\_ pc plants

### E. Internal transport (tick what is applicable)

Will you use a forklift to move the racks?

yes  no

### F. Elevation

Do you want space under the pot?

yes  no \_\_\_\_\_ mm

\_\_\_\_\_ kg weight/pot